

Developing Oral Skills

Level **A2**

**Listening & Speaking
& Vocabulary**



GlobalELT

Map of the units

Unit	Title	Vocabulary	Grammar	Phonology	Test tasks
1 Page 5	Welcome to the International School!	Personal information <ul style="list-style-type: none"> • name • age • nationality • language Clothes <ul style="list-style-type: none"> • for boys and girls • for girls Shops Everyday items	Future plans with <ul style="list-style-type: none"> • 'going to' • 'may' Yes / No questions with 'going to'	Vowels <ul style="list-style-type: none"> /æ/ thank /ɪ/ which /e/ when /ɒ/ what 	Listen and write Talk about differences between two pictures
2 Page 19	Come to my house!	Locations Types of living places Types of rooms Furniture Home items	Past continuous <ul style="list-style-type: none"> • for situations in the past Past simple <ul style="list-style-type: none"> • for events in the past 'When' for events in the past with <ul style="list-style-type: none"> • past continuous • past simple for <ul style="list-style-type: none"> • accidents • solutions 	Vowels <ul style="list-style-type: none"> /i:/ key /ɑ:/ bath /ə:/ her /ɔ:/ floor /u:/ two 	Listen and draw lines Tell a story from pictures
3 Page 33	Experiences	Kinds of films Descriptions about films Plays Experiences	Present perfect for experiences <ul style="list-style-type: none"> • regular verbs • irregular verbs Yes / No questions with present perfect	Word stress <ul style="list-style-type: none"> Oo actor oO about 	Listen and tick Ask and answer questions about two people, objects or situations based on information gap

Published by GLOBAL ELT LTD
GLOBAL ELT LTD 2022
www.globalelt.co.uk email: orders@globalelt.co.uk

Components:
- Student's Book - ISBN: 9781781649497
- Teacher's book - ISBN: 9781781649503
- Self-Study Edition - ISBN: 9781781649510
- Audio CDs - ISBN: 9781781649527

Written by Terry Philips
Production and design: Lawrence Mamas,
India Humphreys,
Toynbee Editorial Services
Editorial: Sufang Brassington, Richard Peacock
Illustrations: Shutterstock, Global Blended Learning
Audio recording: Wired Studios Ltd.

Every effort has been made to trace the copyright holders and we apologise in advance for any unintentional omission. We will be happy to insert the appropriate acknowledgements in any subsequent editions. All rights reserved. No part of this publication may be reproduced, stored in a retrieval system, or transmitted in any form or by any means, electronic, mechanical, photocopying, recording or otherwise, without the prior permission in writing of the Publisher. Any person who does any unauthorised act in relation to this publication may be liable to criminal prosecution and civil claims for damages. A catalogue record of this book is available from the British Library.

Map of the units

Unit	Title	Vocabulary	Grammar	Phonology	Test tasks
4 Page 47	Entertainment	Kinds of music Musical instruments Kinds of TV programmes	Tag questions with <ul style="list-style-type: none"> • 'be' • 'have' • 'will' Tag questions with simple present and simple past Tag questions with negative statements	Word stress Oo programme oO machine Ooo festival oOo potato ooO violin	Listen and write Ask and answer questions about two people, objects or situations based on information gap
5 Page 61	Food and cooking	Food Recipes Ingredients Cooking and preparation Kitchen rules	Uncountable nouns with <ul style="list-style-type: none"> • 'some' • 'any' Counting uncountable nouns <ul style="list-style-type: none"> • 'a piece of cheese' • 'a glass of juice' Giving instructions	Vowels /eɪ/ A /aɪ/ I	Listen and colour Talk about differences between two pictures
6 Page 75	Working around the house	Housework Chores	Instructions with <ul style="list-style-type: none"> • 'must' • 'mustn't' • 'have to'/'need to' • 'not have to'/'needn't' 	Consonant clusters cl clean fr fridge sp spoon	Listen and draw lines Ask and answer questions about two people, objects or situations based on information gap
7 Page 89	Are you OK?	Illness Accidents Parts of the body Medical treatment	Describing things with <ul style="list-style-type: none"> • 'be' + adjectives Describing actions with <ul style="list-style-type: none"> • adjectives ending in '-ly' • other adverbs 	The schwa sound /ə/ finger	Listen and draw lines Ask and answer questions about two people, objects or situations based on information gap
8 Page 103	How do you get there?	Directions Addresses Locations	Talking about regular actions <ul style="list-style-type: none"> • how often • reasons why 	The schwa sound /ə/ across	Listen and write Ask and answer questions about two people, objects or situations based on information gap
Page 117	Appendices				

QR Codes for the Listening Tasks for audio streaming

Scan the **QR Codes**, that can be found on the first page of each unit, to listen to the audio for the listening tasks of the unit.

How to use a QR code

This book has QR codes on some pages.

These instructions will show you how to use these QR codes, to enjoy the audio streaming of the recordings for the Listening activities.

What is a QR code?

A QR code is a two-dimensional barcode that can be 'read' using a special FREE app on any tablet or smartphone.

How do I use the QR code?

You will find the QR code on certain pages of the book. It looks like the one on this page. Use the QR reader app on your smartphone or tablet, and hold it over the QR code, lining up the corners on the screen with the corners of the QR code.

After two seconds, the reader should direct you to a webpage where the recording for the Listening activity can be listened to, via a web-based player. The audio recording will now be played for you to listen. Then you can answer the questions of the activity.



Unit 1

Welcome to the
International School!

Listening

Listen for

- personal information
- clothes
- shops and shopping
- future plans

Speaking

Greet new friends

Ask for information about

- clothes and shops
- future plans

Give answers



Themes

Shopping
Future plans

Scan the **QR Code** to
listen to the audio
for the listening
tasks of the unit.



A All about me

Detailed answers can be found in the Teacher's book.

Listening

- Listen for questions and answers about personal information:
 - What ... e.g. - What's your name? - Chika.
 - Where ... e.g. - Where are you from? - Japan.
 - Which ... e.g. - Which language do you speak? - Japanese.
- Which year are you in? - Year 4.
 - How old ... e.g. - How old are you? - Eleven.
 - When ... e.g. - When did you start learning English?
- I started when I was six.

Speaking

- Ask and answer with personal information:
 - name e.g. - My name's Anna. What's your name? - My name's Marco.
 - country e.g. - Where're you from? - I'm from the Emirates.
 - language e.g. - What language do you speak? - I speak Arabic.
 - age e.g. - How old are you? - I'm 12.

B Do you like my cap?

Listening

- Listen for:
 - clothes for boys and girls e.g. a hat, shorts, shoes
 - clothes for girls e.g. a blouse, a dress, a skirt

Speaking

- Ask and answer about clothes: e.g. - Do you like my cap? - Yes, I do. It's great.

C I need some soap.

Listening

- Listen for questions and answers about:
 - shops e.g. - What can you buy in a chemist's shop?
- You can buy medicine and many other things.
 - things to buy e.g. - Where can you buy shampoo?
- From a chemist's, or a supermarket.

Speaking

- Talk about shopping: e.g. I went to the shoe shop to get a pair of trainers.

Warm-up



Marco
Italy
Italian
11



Josh
Kenya
Swahili
11



Salim
The Emirates
Arabic
12



Chika
Japan
Japanese
11



Ana
Brazil
Portuguese
12

Activity 1

Listen and point at the children.

Example: Hello. My name's Marco.
I'm from Italy.
I speak Italian.
I'm 11 years old.

Activity 2

Listen and find the children. Say the names.


Example: You hear *She's 11.*
You say *Chika.*

All about me

1. Read the conversation below.
 - a. Complete the conversation with words from the box below.

are do How ~~What's~~ When Where

Ana: Welcome to the International School!
Marco: Thank you.
Ana: My name's Ana. What's your name?
Marco: Marco.
Ana: Marco. Where are you from, Marco?
Marco: I'm from Italy.
Ana: Which language do you speak?
Marco: Italian.
Ana: How old are you?
Marco: I'm 11. Well, ten and a half.
Ana: Which year are you in?
Marco: I'm in Year 4.
Ana: When did you start learning English?
Marco: I started when I was six.
Ana: Your English is good.
Marco: Thank you!



- b. Listen and check your answers.


2. Work in pairs. Role play the conversation in Exercise 1. Use your own information.

Magic time!

1. Look at the table on the right.
 - a. Listen and repeat the example words.
 - b. Listen and repeat 10 more words.
2. Look at the words in the first column on the right.
 - a. Say the words. Tick ✓ in the correct column.
 - b. Listen and check.
3. Say the sentences.
 - a. Jim's fish is big.
 - b. I have a black hat.
 - c. Ten men went red then.
 - d. I got a hot coffee.
 - e. When did the shop have fish?

	/æ/	/ɪ/	/e/	/ɒ/
thank		which	when	what
Ana	✓			
Chika		✓		
Kenya			✓	
Josh				✓
six		✓		
ten			✓	
in		✓		
did		✓		
want				✓
Arabic	✓			

Do you like my cap?



a blouse a ~~cap~~ a dress a handbag a hat a jacket a necklace a shirt
 a skirt a sweater a T-shirt shoes shorts socks trousers

- Look at the drawings above.
 - Listen and write a number next to each letter.
 Example: You hear 1. It's a cap. You put number 1 in the box next to B.
 - Listen and check.
- Work in pairs. Look at each word in the box above. Find the drawing.
 Example: a blouse = C
- Listen to Ana and Marco.
 They are talking about their clothes.
 Find the items in the picture and point at each item.
- Read the conversation on the right.
 - Circle the correct underlined word or phrase in each sentence.
 - Listen and check.
- Work in pairs. Ask and answer about your own clothes.

Marco: Do you like / likes my cap?
Ana: Yes, I like / do.
 They're / it's great.
I love / I'm loving blue.
 You like / Do you like my shoes?
Marco: Yes, they're / it's cool.
I like / do like blue, too!

I need some soap.



shampoo



soap



toothpaste



medicine



a bandage

- Chika is talking to Salim. Listen and answer the questions.

 - Which item or items above does Chika want to buy?
 - Where can she buy the items? **From a chemist's in the mall.**
- Work in pairs.

Student 1: Look at all the shops in the blue box.

Student 2: Look at all the items below.

What can you buy in each shop?

- Example: - What can you buy in a clothes shop?
- I can buy a dress.



a clothes shop
a post office
a shoe shop
a supermarket

a pet shop
a restaurant
a toy shop



a board game



a meal



stamps



a dress



a kitten



a puppy



trainers



biscuits

- Listen to two students. They are doing Exercise 2. Check your answers.
- Continue in pairs. Talk about the items and the shops.

Example: I went to the toy shop to buy a board game.
- Work in groups. What other items can you buy at each shop?

Grammar



Salim



Chika



Marco



Ana



Josh



- Salim is talking to the other children. Listen. Write one word in each sentence on the right.
- Study Table A and look at the pictures. What are the children going to do at the mall? Listen and draw lines.
- Study Table B and then work in pairs. What are the children going to do at the mall? Example: - Is Salim going to buy some trainers? - Yes, he is. / No, he isn't.
- Study Tables C and D and then work in pairs. What are you going to do at the weekend? Example: - What / Where / When / Who / How ...? - I'm going to / I'm probably going to / I may ...

- I'm going to go to the mall this evening.
- Do you want to come?
- I'm going to take the Metro.
- I may get some trainers.
- Are you going to come?

'going to' for future plans

A	I	am / 'm	[not] going to	go	to the mall
	He	is / 's		meet	a friend
	She			buy	a necklace
	We	are / 're		have	some food
	They			get	a drink

Questions words

C	Where	are	you	going to	go	?
	Who	is	he		meet	
	What		she		buy	
	When	are	we		leave	
	How		they		get there	

Questions with 'going to'

B	Are	you	going to	go	to the mall	?
	Is	he		meet	a friend	
		she		buy	a necklace	
	Are	we		have	some food	
		they		get	a drink	

'may' for future plans

D	I	may [not]	go	to the mall
	He		meet	a friend
	She		buy	a necklace
	We		have	some food
	They		get	a drink

Tip!

100% sure: I'm [not] going to (do) ... Example: I'm going to go to the mall.

80-90% sure: I'm **probably** going to (do) ... I'm **probably** going to leave after lunch.

60-70% sure: I **may** [not] (do) ... I **may** buy something but I may not buy anything.

1. Listen and draw lines. There is one example.



2. Listen and tick (✓) the box.

a. Where does Betty's mother work?



A



B



C

b. What is Richard going to do at the weekend?



A






B



C

3. Salim, Ana and Chika are talking about their plans for the summer holidays.


- a. Look at the table below. Complete the questions below about their plans.
- b.  Listen and check.
- c.  Listen to the three children. Complete the table with words from the box on the right.
- d.  Listen again and check.

at home computer games
 famous cities Italy month
 sail swim the beach
 the holiday weeks



Where are you <u>going</u> to go?	fly to <u>Italy</u>	drive to <u>the beach</u>	stay <u>at home</u>
What are <u>you going to</u> do there?	visit <u>famous cities</u>	<u>swim</u> and <u>sail</u>	play <u>computer games</u>
How long <u>are you going to</u> stay?	one <u>month</u>	two <u>weeks</u>	all <u>the holiday</u>



4. Think about your plans for the summer holidays, this year or next year.

- a. Complete the table with your own information.
You can add ? (= probably) or ?? (= may).
- b. Work with two classmates. Complete the table with their information.
 Example: *Where are you going to go for your summer holidays?*
Make notes about their plans.



	Me	Student 1	Student 2
What / name?			
Where / go?			
What /do there?			
How long / stay?			


5. Work in groups. Tell them about ...

- a. your plans
 Examples: *I'm going to go to France with my parents.*
We're going to visit Paris.
Then we're going to travel to the south of the country.
We're going to stay two weeks.
- b. the other two people's plans
 Example: *Ben's going to go to the beach.*
Amy's going to stay with her grandparents.
They're going to stay for two weeks.

Before you listen

1. Look at Pictures A-D on the right. Write the names.

- A. a meal in a restaurant
- B. a sweet shop
- C. a glass of cola
- D. a bar of chocolate



2. Look at Picture E.

- a. What is the man holding? **The man is holding his stomach.**
- b. Why? **Because he feels ill.**



Listen and read

Listen and read the story on the opposite page. This is a story about a visit to a mall.

After you listen

1. Look at the words and pictures below.

a. Make sentences.

Example: 1. We're going to go to the mall at the weekend.

1 : We →

Wed	Thu	Fri	Sat
3	4	5	6
10	11	12	13
17	18	19	20
24	25	26	27

 .

2 : I → a very large and a lot of .

3 : I → + ? .

4 : I → .

5 : Are you → a very large ?

6 : My !! I → .

b. Listen and check your answers.

2. Read the story again and answer.

- a. What did Marco eat and drink at the mall? **a. Marco ate: a very large burger, a lot of chips, a very large bar of chocolate. He drank: a very large glass of cola.**
- b. Why did he feel ill at the end of the story? **b. He ate too much, and probably, too quickly.**



This restaurant looks great!



Mind map

I'm going to go to ...
I may

- a restaurant**
- the chemist's**
- the post office**
- the toy shop**
- the sweet shop**
- the clothes shop**
- the pet shop**

I'm going to buy a ...
I may buy some ...



shopping

future plans

When ...?

- ... tomorrow**
- ... at the weekend**
- ... in the summer**

Where ...?

- ... the mall**
- ... home**
- ... school**

Who ... with?

Listening

Listen and write. There is one example



Big Ben

School Trip!

Train to London at 9:00 a.m.

1. Visit famous places
2. Bring a coat because it may rain
3. In the morning: a boat trip
4. After lunch: a bus tour?
5. Train home at 4:00 p.m.



The Tower of London

Speaking

1. Look at the pictures below for one minute. There are some differences between Picture A and Picture B.
2. Cover Picture A. Listen to some statements about Picture A, and explain the differences in Picture B.

Example: You hear *In my picture, the boy on the right is flying a kite.*
 You say *In my picture, the boy on the right doesn't have a kite.*

Picture A



Picture B



3. Work in pairs. Look at both pictures. Find more differences.